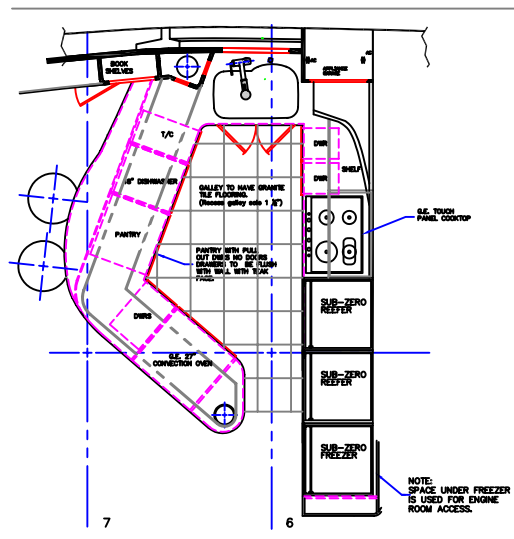
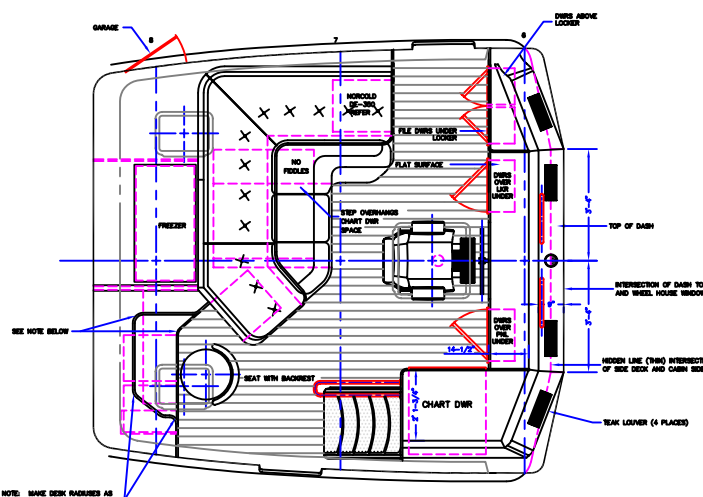


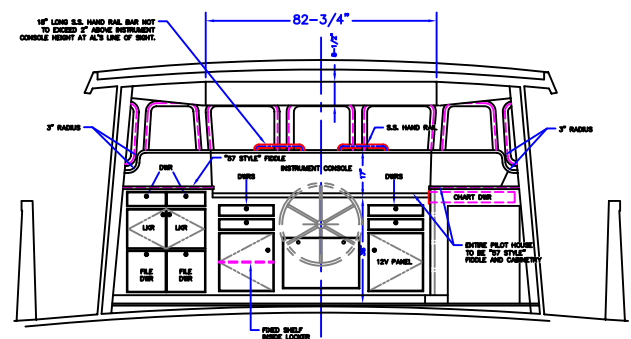
REVISIONS				
ZONE	REV	DESCRIPTION	DATE	REV BY
A	0	INITIAL ISSUE	9-25-03	MM



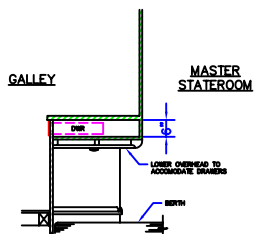
**GALLEY**  
1/2"=1'-0"



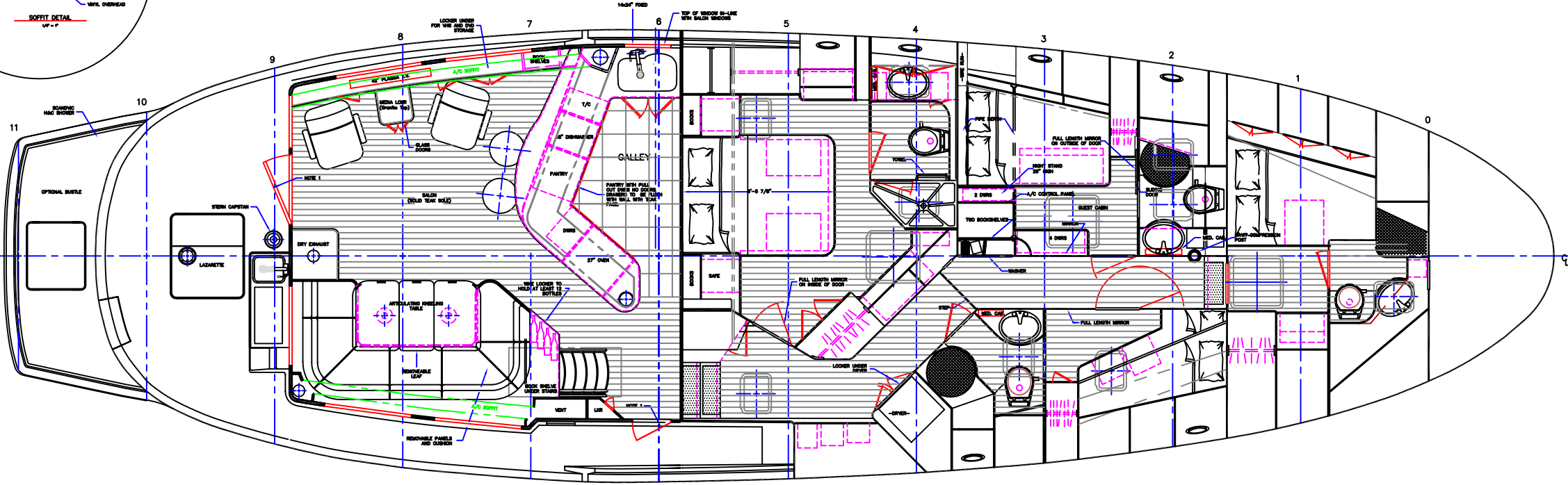
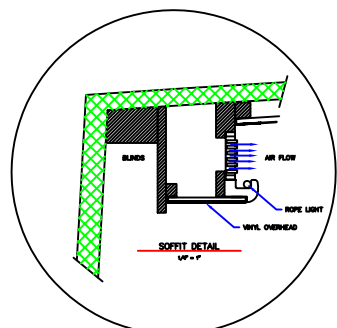
**PILOT HOUSE**  
1/2"=1'-0"



**PILOT HOUSE SECTION @ STATION 7 LOOKING FWD**  
1/2"=1'-0"



**GALLEY DRAWER DETAIL**  
1/2"=1'-0"



**INTERIOR LAYOUT**  
1/2"=1'-0"



THIS PLAN REPRESENTS DETAILS AND DESIGN FEATURES AS ELEMENTS OF A DESIGN DEVELOPED BY PACIFIC ASIAN ENTERPRISES, INC. (P.A.E.) AND IS TO BE USED FOR WORK AUTHORIZED BY WRITING BY P.A.E. ANY UNAUTHORIZED USE OR REPRODUCTION, IN PART OR IN WHOLE, WITHOUT THE WRITTEN CONSENT OF P.A.E. IS FORBIDDEN. ALL RIGHTS OF INVENTION AND DESIGN ARE RESERVED BY P.A.E.

NORDHAVN 6230 INTERIOR PLAN			
PACIFIC ASIAN ENTERPRISES PO BOX 874, AT-THE HARBOR, DAHA POINT, CALIFORNIA 94929 PH (415)488-0245 FAX (415)488-2388			
SIZE	PRL NO.	DWG NO.	DWG. TO
E	HE330	6230001	10
SCALE: 1/2"=1'-0"	DATE: SEE ABOVE	REV: SEE ABOVE	SHEET: 1 OF 1